

GBU10B Thru GBU10M

High Current Glass Passivated Molding Single-Phase Bridge Rectifier

Reverse Voltage 100 to 1000V Forward Current 10 A

FEATURES

- Plastic Package has Underwriters Laboratory Flammability Classification 94V-0
- High current capacity with small package
- Glass passivated chip junctions
- Superior thermal conductivity
- High IFSM



1. Maximum & Thermal Characteristics Ratings at 25 °C ambient temperature unless otherwise specified.

Parameter Symbol	Symbol	GBU10B	GBU10D	GBU10G	GBU10J	GBU10K	GBU10M	Unit
Maximum repetitive voltage	VRRM	100	200	400	600	800	1000	V
Maximum RMS Voltage	VRMS	70	140	280	420	560	700	V
Maximum DC Blocking Voltage	VDC	100	200	400	600	800	1000	V
Maximum DC reverse current TA=25	IR	5						μA
at rated DC blocking voltage TA=125		500						
Maximum average forward rectified output current at Tc=100	Io	10						A
Peak forward surge current 8.3ms single half sine-wave superimposed on rated load	IFSM	200						A
Rating of fusing (t<8.3ms)	i ² t	166						A ² sec
Dielectric strength terminals to case , AC 1 minute Current 1mA	Vdia	2.5						KV
Max instantaneous forward voltage at 5.0A	VF	1.05						V
Maximum thermal on P.C.B. without heat-sink	RθJA	MAX22						/W
resistance per leg on Al plate heat-sink	RθJC	MAX2.5						
Operating junction temperature	TJ	-55~150						
Storage temperature	Tstg	-55~150						
Mounting torque	Tor	Rating Torque : 0.8 (Suggests 0.45~0.65)						N.m

GBU10B Thru GBU10M

2. Ratings and Characteristic Curves (TA = 25°C unless otherwise noted)

Fig. 1 Derating Curve

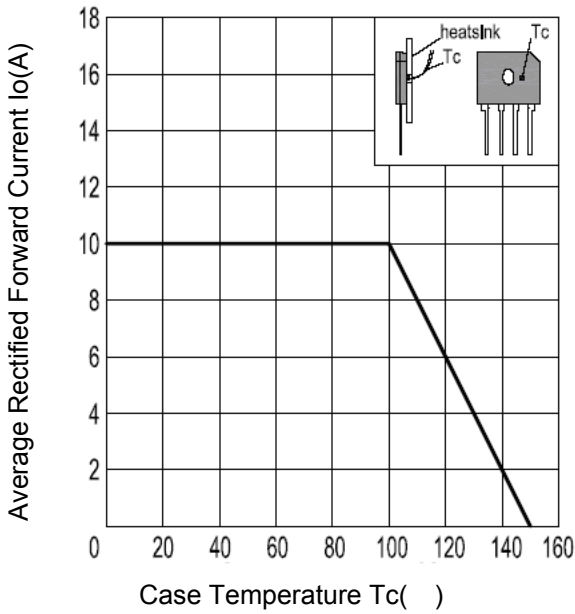


Fig.2 Typical Reverse Characteristics

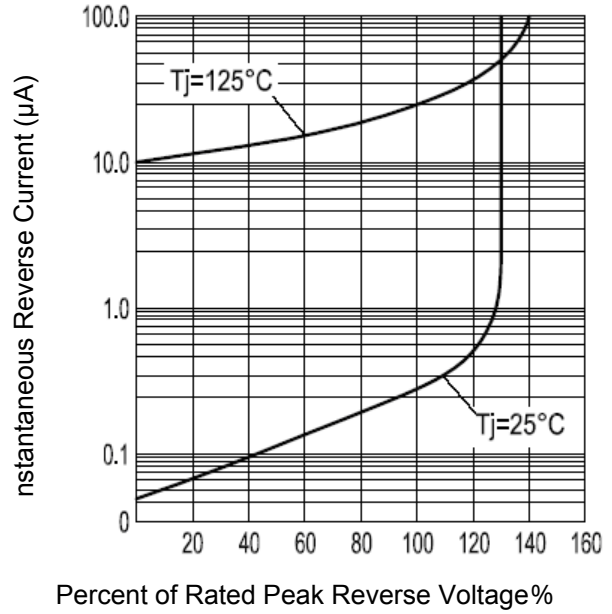


Fig.3 Forward Voltage

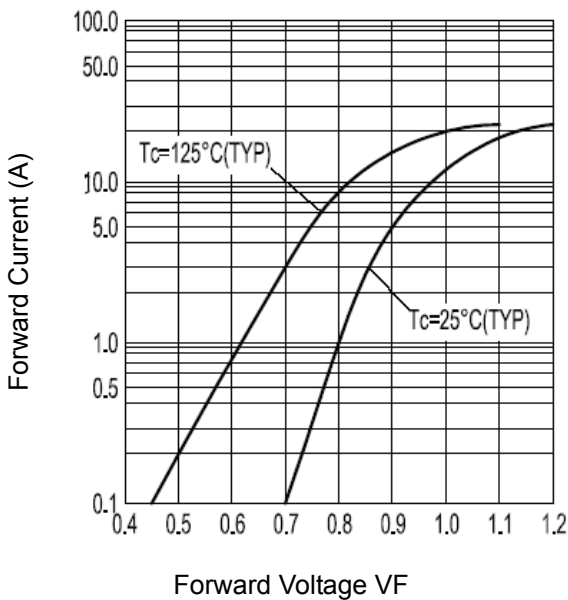
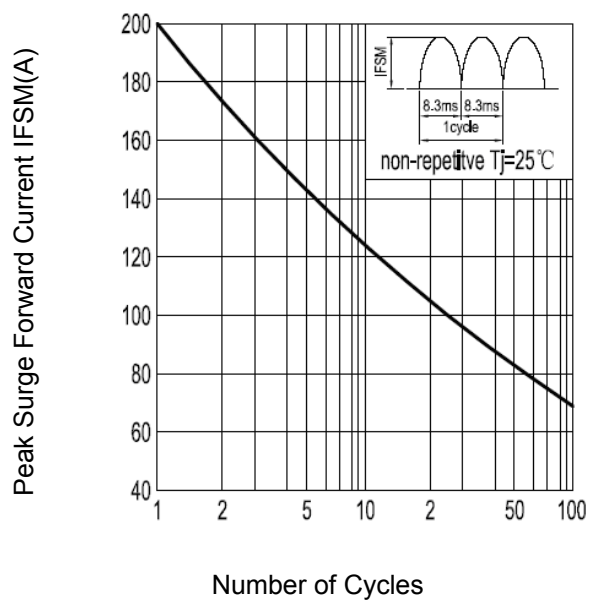
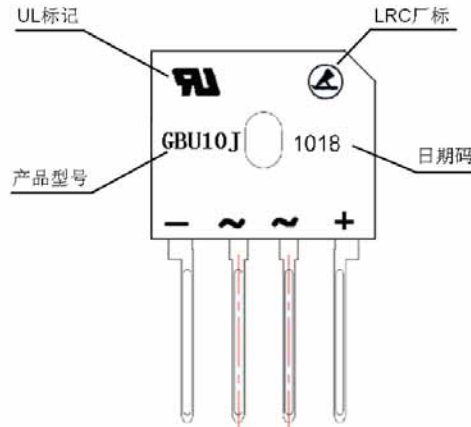


Fig.4 Peak Surge Forward Capability



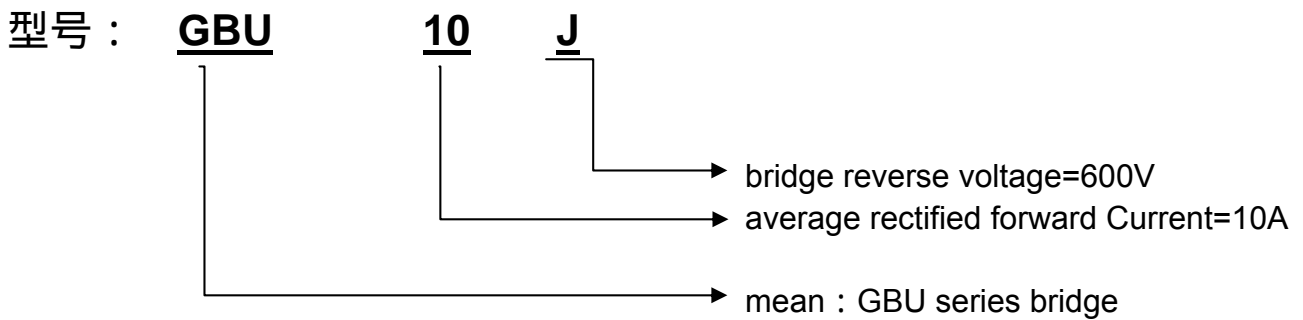
GBU10B Thru GBU10M

3. Marking Identification



Note :

生产日期码包含4位数字，例如“1018”，前两个数字“10”表示为2010年，另外二个数字“18”是指第18周，即表示该产品为2010年18周生产。



4. Dimension

