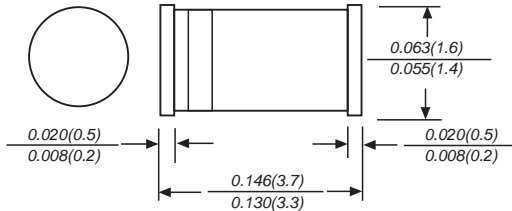


BZV55B Series($\pm 2\%$)

LL-34(Mini-melf) Glass Zener Diode

LL-34



FEATURES

- ◆ Low Reverse Leakage
- ◆ Low Zener Impedance
- ◆ Power Dissipation of 500mW
- ◆ High Stability and High Reliability

MECHANICAL DATA

Case: LL-34 Glass Case

Polarity: Color band denotes cathode end

Mounting Position: Any

MAXIMUM RATINGS AND ELECTRICAL CHARACTERISTICS

Maximum Ratings & Thermal Characteristics

Ratings at 25°C ambient temperature unless otherwise specified.

Parameter	Symbol	Value	Unit
Power Dissipation	P_{tot}	500 ¹⁾	mW
Operating junction temperature	T_j	175	°C
Storage Temperature Range	T_{stg}	- 55 to + 175	°C

¹⁾ Valid provided that electrodes are kept at ambient temperature

ELECTRICAL CHARACTERISTICS (at TA=25°C unless otherwise noted)

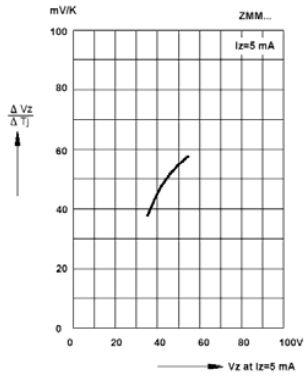
型号 TYPE	Zener Voltage		Reverse Current		Dynamic Resistance		
	Vz(V)		Test Condition	Ir(μA)	Test Condition	rd(Ω)	Test Condition
	Min.	Max.	Iz(mA)	Max.	Vr(V)	Max.	Iz(mA)
BZV55B 2V0	1.96	2.04	5.0	100	1.0	85	5.0
BZV55B 2V2	2.16	2.24	5.0	75	1.0	85	5.0
BZV55B 2V4	2.35	2.45	5.0	50	1.0	85	5.0
BZV55B 2V7	2.65	2.75	5.0	10	1.0	85	5.0
BZV55B 3V0	2.94	3.06	5.0	4	1.0	85	5.0
BZV55B 3V3	3.23	3.36	5.0	2	1.0	85	5.0
BZV55B 3V6	3.53	3.67	5.0	2	1.0	85	5.0
BZV55B 3V9	3.82	3.98	5.0	2	1.0	85	5.0
BZV55B 4V3	4.21	4.38	5.0	1	1.0	75	5.0
BZV55B 4V7	4.61	4.79	5.0	0.5	1.0	60	5.0
BZV55B 5V1	5.00	5.20	5.0	0.1	1.0	35	5.0
BZV55B 5V6	5.49	5.71	5.0	0.1	1.0	25	5.0
BZV55B 6V2	6.08	6.32	5.0	0.1	2.0	10	5.0
BZV55B 6V8	6.66	6.93	5.0	0.1	3.0	8	5.0
BZV55B 7V5	7.35	7.65	5.0	0.1	5.0	7	5.0
BZV55B 8V2	8.04	8.36	5.0	0.1	6.2	7	5.0
BZV55B 9V1	8.92	9.28	5.0	0.1	6.8	10	5.0
BZV55B 10	9.80	10.20	5.0	0.1	7.5	15	5.0
BZV55B 11	10.78	11.22	5.0	0.1	8.2	20	5.0
BZV55B 12	11.76	12.24	5.0	0.1	9.1	20	5.0
BZV55B 13	12.74	13.25	5.0	0.1	10.0	26	5.0
BZV55B 15	14.70	15.29	5.0	0.1	11.0	30	5.0
BZV55B 16	15.68	16.31	5.0	0.1	12.0	40	5.0
BZV55B 18	17.64	18.35	5.0	0.1	13.0	50	5.0
BZV55B 20	19.60	20.39	5.0	0.1	15.0	55	5.0
BZV55B 22	21.56	22.43	5.0	0.1	16.0	55	5.0
BZV55B 24	23.52	24.47	5.0	0.1	18.0	80	5.0
BZV55B 27	26.46	27.53	5.0	0.1	20.0	80	5.0
BZV55B 30	29.40	30.59	5.0	0.1	22.0	80	5.0
BZV55B 33	32.34	33.65	5.0	0.1	24.0	80	5.0
BZV55B 36	35.28	36.71	5.0	0.1	27.0	80	5.0
BZV55B 39	38.22	39.76	2.5	0.1	30.0	90	2.5
BZV55B 43	42.10	43.90	2.5	0.1	33.0	90	2.5
BZV55B 47	46.00	48.00	2.5	0.1	36.0	110	2.5
BZV55B 51	49.90	52.10	2.5	0.1	39.0	125	2.5
BZV55B 56	54.80	57.20	2.5	0.1	43.0	135	2.5
BZV55B 62	60.70	63.30	2.5	0.1	47.0	150	2.5
BZV55B 68	66.60	69.40	2.5	0.1	51.0	200	2.5
BZV55B 75	73.50	76.50	2.5	0.1	56.0	250	2.5

Notes:

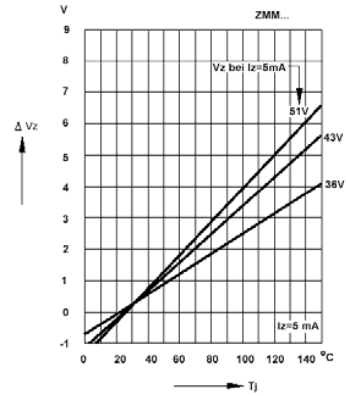
- 1) Tested with pulses tp = 20 ms.
- 2) VF(Max)=1.20V@ IF=100mA
- 3) The Zener voltages are graded according to the international E 24 standard. Smaller voltage tolerances and higher Zener voltages are upon request.
- 4) These diodes are also available in DO-35 case with the type designation BZX55B...

RATINGS AND CHARACTERISTIC CURVES BZV55B SERIES

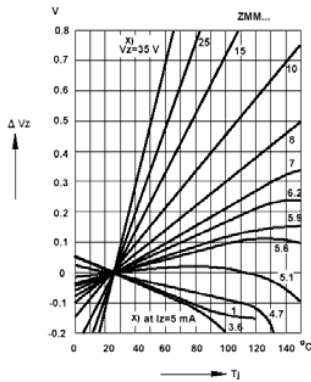
Temperature dependence of Zener voltage versus Zener voltage



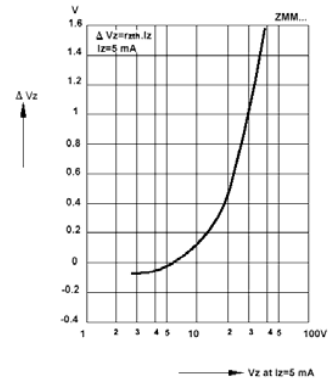
Change of Zener voltage versus junction temperature



Change of Zener voltage versus junction temperature



Change of Zener voltage from turn-on up to the point of thermal equilibrium versus Zener voltage



Change of Zener voltage from turn-on up to the point of thermal equilibrium versus Zener voltage

